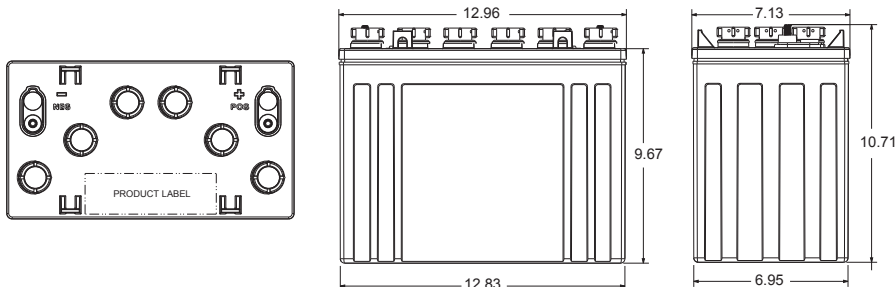


12-VOLT BATTERY



BATTERY: Flooded lead-acid battery
COLOR: Black (case/cover)
MATERIAL: Polypropylene

BATTERY DIMENSIONS (shown with ELPT)



PRODUCT SPECIFICATION

BCI GROUP SIZE	TYPE	CAPACITY ^A Minutes		
		@25 Amps	@56 Amps	@75 Amps
12 VOLT DEEP-CYCLE BATTERY				
N/A	12V-Black	260	90	60

CHARGING INSTRUCTIONS

CHARGER VOLTAGE SETTINGS (AT 77°F/25°C)				
System Voltage	12V	24V	36V	48V
Daily Charge	14.8	29.6	44.4	59.2
Float	13.2	26.4	39.6	52.8
Equalize	15.5	31.0	46.5	62.0

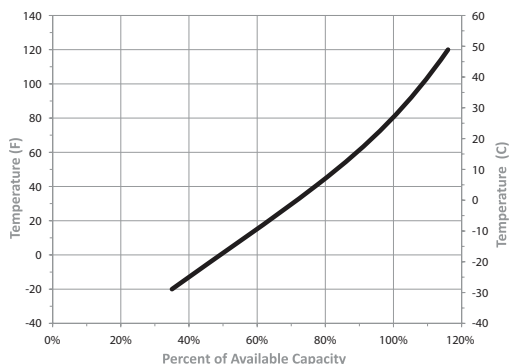
Do not install or charge batteries in a sealed or non-ventilated compartment. Constant under or overcharging will damage the battery and shorten its life as with any battery.

DIMENSIONS ^B Decimals (mm)			WEIGHT lbs. (kg)
Length	Width	Height ^C	
12.96 (329)	7.13 (181)	10.71 (272)	78 (35)

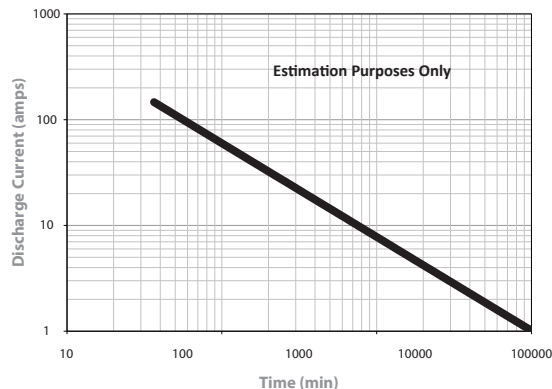
OPERATIONAL DATA

OPERATING TEMPERATURE	SELF DISCHARGE
-4°F to 113°F (-20°C to +45°C). At temperatures below 32°F (0°C) maintain a state of charge greater than 60%.	5 – 15% per month depending on storage temperature conditions.

PERCENT CAPACITY/TEMPERATURE



PERFORMANCE



CHARGING TEMPERATURE COMPENSATION

.028 VPC for every 10°F (5.55°C) above or below 77°F (25°C) (add .028 VPC for every 10°F (5.55°C) below 77°F and subtract .028 VPC for every 10°C above 77°F).

TERMINAL CONFIGURATIONS

Embedded Low Profile Terminal	
	Terminal Height Inches (mm)
	1.22 (31)
	Torque Values in-lb (Nm)
	95 – 105 (11 – 12)
Bolt Size	5/16 – 18

- A. The number of minutes a battery can deliver when discharged at a constant rate at 80°F (27°C) and maintain a voltage above 1.75 V/cell. Capacities are based on nominal performance.
 - B. Dimensions are based on nominal size. Dimensions may vary depending on type of handle or terminal.
 - C. Dimensions taken from bottom of the battery to the highest point on the battery. Heights may vary depending on type of terminal.
- Battery testing procedures adhere to both BCI and IEC test standards.